

Home Learning - Year 1 Summer Term Week 12

	Monday	Tuesday	Wednesday	Thursday	Friday
Maths	<p style="text-align: center;"><u>Time to the Hour</u></p> <p>https://whiterosemaths.com/homelearning/year-1/ After watching the video, complete the learning below. Answers can simply be recorded in your home learning book if you are not able to print.</p>	<p style="text-align: center;"><u>Time to the Half Hour</u></p> <p>https://whiterosemaths.com/homelearning/year-1/ After watching the video, complete the learning below. Answers can simply be recorded in your home learning book if you are not able to print.</p>	<p style="text-align: center;"><u>Writing Time</u></p> <p>https://whiterosemaths.com/homelearning/year-1/ After watching the video, complete the learning below. Answers can simply be recorded in your home learning book if you are not able to print.</p>	<p style="text-align: center;"><u>Comparing Time</u></p> <p>https://whiterosemaths.com/homelearning/year-1/ After watching the video, complete the learning below. Answers can simply be recorded in your home learning book if you are not able to print.</p>	<p style="text-align: center;">Rehearse your number bonds to 10 or 20 https://www.topmarks.co.uk/maths-games/hit-the-button</p>
<p>Make sure you have some quiet time for daily reading of your own book. You can choose and ebook here – you will need to sign up for free Listen to story time on the school website: https://www.ccht.rbkc.sch.uk/learning-at-home/story-time/</p>					
Alphabet Code	<p style="text-align: center;">/r/ (see below)</p> <ol style="list-style-type: none"> Copy each sound underneath. Say each sound as you write it. Highlight the different /r/ spelling. (ferry) Read the whole word 	<p style="text-align: center;">/r/ (see below)</p> <ol style="list-style-type: none"> Read the words. Sort the words into the correct spelling groups. Highlight the different /r/ spellings. 	<p style="text-align: center;">/r/ (see below)</p> <ol style="list-style-type: none"> Say each sound as you write it Highlight the /r/ spelling. Read the sentence you have written 	<p style="text-align: center;">/r/</p> <p>Look through a selection of books at home to see if you can find any words containing the sound /r/ and write them into your learning journal. How many different spellings of /r/ can you find?</p>	<p style="text-align: center;">/r/</p> <p>Choose at least 5 of the words you sorted on Tuesday and write a sentence for each one.</p>
Writing	<p>Listen to a book and answer questions Watch Madeline In London Stop the video when the gardener's tree is bare. Answer these questions about the chapter:</p> <ol style="list-style-type: none"> What is Pepito's father's job? Why does Pepito become thin? How do you know? Look at the page from the book below. Do you think that the book is set in modern day London? How do you know? What does the word shore mean? What do you think has happened to all the gardener's fruit, vegetables and flowers? Finish the story to see if you were right about question 5. 	<p>Draw and describe a setting Listen to the story again. Watch this video. This week you are going to plan and write a story about your own adventure in London or local area. You can choose whether you write one set in modern times or in the past. Label your drawing with adjectives to describe the features. See below for template.</p>	<p>Plan a story Watch this video of a teacher planning an adventure. You are going to plan your adventure in London or your local area.</p> <ul style="list-style-type: none"> - Draw and label characters - Draw and describe a problem - Draw and describe a resolution <p>You can use the grid below to help you</p>	<p>Write a story Look at your plan from Day 3. Use your plan to help you write your story. Remember to describe:</p> <ul style="list-style-type: none"> - Where your story is set. - Who your characters are. - What the problem is. - What the resolution is. - How the story ends. 	<p>Publish and read a story Publish your story from Day 4. Remember to:</p> <ul style="list-style-type: none"> • Write neatly and clearly • Form your letters correctly • Draw pictures to decorate your story <p>When you have published your story can you read it aloud to someone? Remember to:</p> <ul style="list-style-type: none"> - Speak clearly - Add expression - Face the audience
Topic	<p style="text-align: center;">Science How would you sort these materials?</p> <ul style="list-style-type: none"> • What different materials do you know? • Watch the video. • Can you sort some things at home into different groups based on the materials they are made from? 	<p style="text-align: center;">Geography What is the Australia like?</p> <ul style="list-style-type: none"> • Look at the world map below. Can you find Australia on it? • Watch the information video about Australia here. • Test your knowledge by playing this quiz. <p>Write your own quiz questions (and answers) about Australia and ask them to a family member. See example questions below.</p>	<p style="text-align: center;">Spanish</p> <p>Watch this video to know what Steve and Maggie will be getting up to this Summer holiday! https://www.youtube.com/watch?v=2vT5MLCwx3A Now we'll make a postcard! Cut the outline of the ice cream that you will find in your learning pack. Fold it in the middle. Decorate the outside so it looks like an ice lolly, and inside write FELIZ VERANO (Happy Summer), and draw what you'd like to do this Summer! Feliz verano from Miss Aina!</p>	<p style="text-align: center;">RE The story of Noah.</p> <p>Watch the video /read the story below. Think about what things people hope for. https://www.youtube.com/watch?v=qzYiy6lhRag Write some of your hopes into the strips of the rainbow below.</p>	<p style="text-align: center;">History Local History</p> <ul style="list-style-type: none"> • Look at the pictures of London below and read the information. • Houses in London have changed a lot. You might notice lots of different types of home in your area. • Can you draw a house for either modern or olden day London? You can label the materials that may have been used

Time to the hour

1 Match the clocks to the times.



8 o'clock



6 o'clock

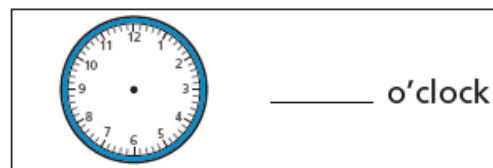
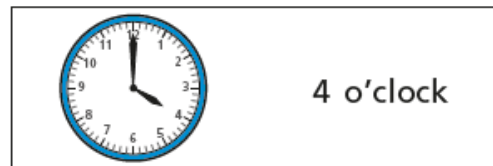
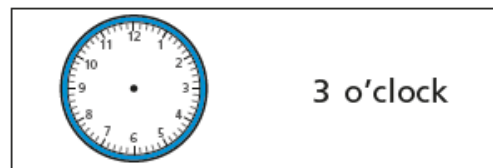
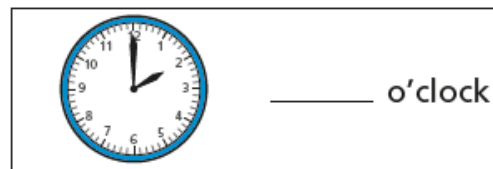
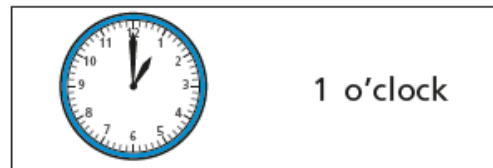


4 o'clock



1 o'clock

2 Complete the pattern.



What time comes next?

3 Tick the time that matches the clock.



- 3 o'clock
- 12 o'clock




- 3 o'clock
- 12 o'clock

4 Tick the time that is more likely.

a) Mo goes to school.



b) Mo goes to bed.



c) Mo has lunch.




Monday Alphabet Code:

1. Write each sound on the sound line
2. Say each sound as you write it.
3. Highlight the /r/ spelling.
4. Read the whole word

r a t	r i n g	c a r r y	h u r r y	f e r r y
r o a d	r a i n	c a r r o t	l o r r y	a r r o w
n a r r o w	b u r r o w	w r o n g	w r a p	w r e c k
w r i t e	r h i n o	r h u b a r b	r h y m e	r o o f

Monday Writing:



Time to the half hour

1 Match the clocks to the times.



half past 7



half past 10

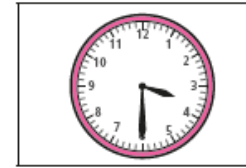


half past 1




half past 4


2 Match the clocks to the times.



8 o'clock



half past 8



half past 3

3 Tick the time that matches the clock.



6 o'clock

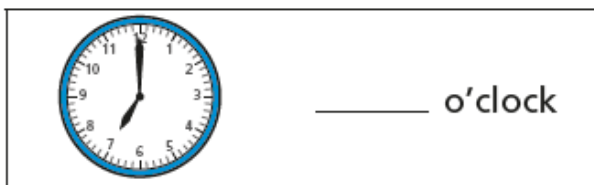
half past 6



6 o'clock

half past 12

4 Complete the pattern.



What time comes next?

Tuesday Alphabet Code:

1. Read the words.
2. Highlight the /r/ spelling.
3. Sort the words into the correct spelling groups.


<i>r</i>	<i>rr</i>	<i>wr</i>	<i>rh</i>

run	rich	from	right	sorry
carry	mirror	round	narrow	lorry
wrap	wrong	wrist	berry	rhino
roof	wreck	wren	rhyme	carrot

Tuesday Writing:

Draw your setting

Add some adjectives to describe



Tuesday Topic (Geography):

Can you find Australia on this map?

*Hint: It is the 6th largest country in the world and is surrounded by water.



Sample quiz questions:

- What colours are in the Australian flag?
- What animals can you find in Australia?
- What do they grow in Australia?
- How long does it take to get to Australia?
- Can you name a city in Australia?
- What would you pack for a holiday to Australia?

(Remember to write the answers to your questions)

Writing time

1 Match the activity to the time it takes.




eating a sandwich

seconds



a day at school

minutes



eating a grape

hours

2 Choose a word to complete the sentences.

- seconds minutes hours

- a) The film lasted for 2 _____.
- b) Break time is 20 _____.
- c) Jo can do 5 star jumps in 20 _____.

3 Ask a partner to use a timer.

- a) How many smiley faces can you draw in 10 seconds?
- b) What number can you count to in 20 seconds?
- c) How many star jumps can you do in 1 minute?

- 4 The toy train goes round the track twice in 3 minutes.



Kim

The train will go round the track more times in 1 hour because hours are longer than minutes.



Ron

The train will go round the track fewer times in 1 hour because 1 is less than 3

Who do you agree with? _____

Talk about your answers.

Wednesday Alphabet Code:

1. Read the sentences.
2. Say each sound as you write it on the sound lines.
3. Highlight the /r/ spelling.
4. Read the sentence you have written.

P l e a s e c a r r y t h i s b a g o f c a r r o t s .

H u r r y w e a r e l a t e f o r t h e r a c e .

T h e o l d l o r r y i s a r u s t y w r e c k .

R o b i n H o o d a i m e d t h e a r r o w a t t h e r o b b e r .

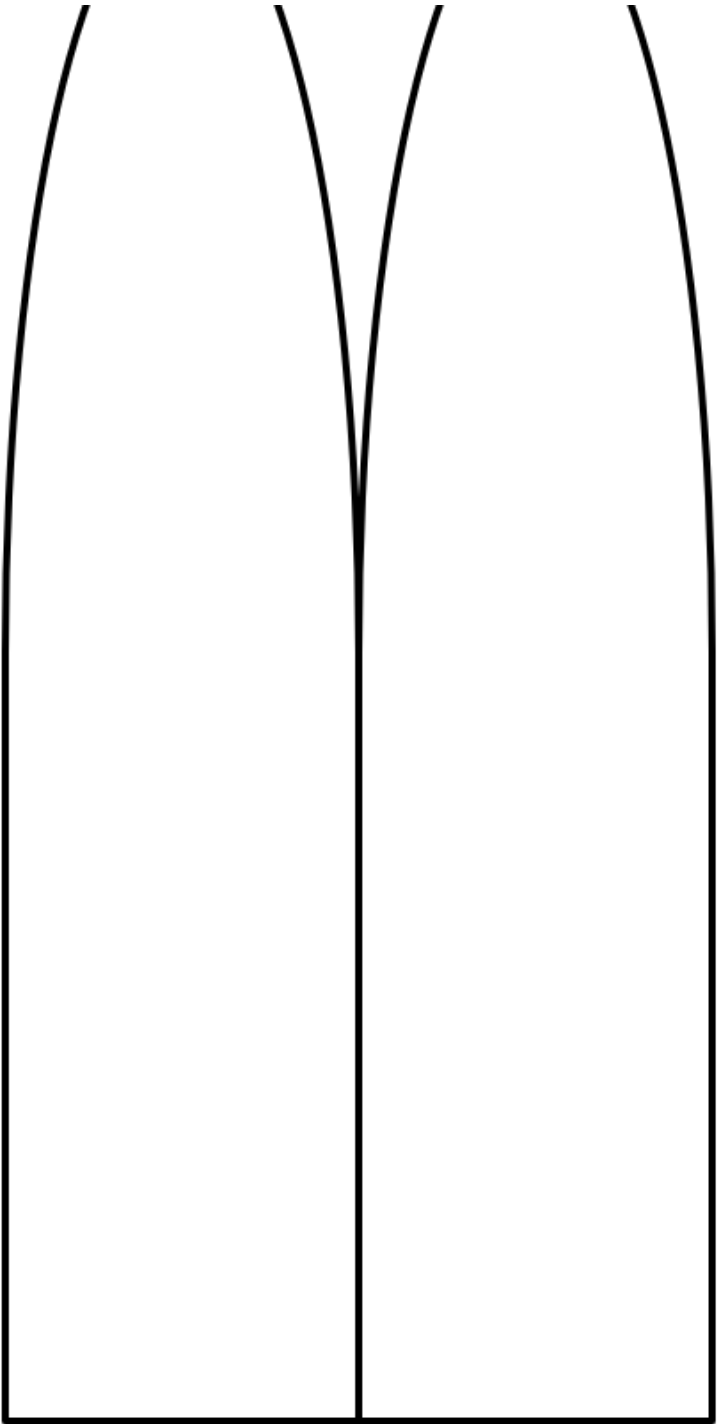
T o m w r o t e t h e w r o n g w o r d .

T h e o l d w r i n k l y r h i n o l i v e s a t t h e z o o .

Wednesday Writing:

<p>Beginning</p> <p>Who are your characters?</p>	
<p>Problem</p> <p>What is the problem in your story?</p>	
<p>Resolution</p> <p>How do you resolve the problem?</p>	
<p>Ending</p> <p>How do the characters celebrate or live happily ever after?</p>	

Wednesday Spanish:



Comparing time

1 Tick the longest time in each set.

a) 1 minute 1 second 1 hour

b) 1 week 1 month 1 day

2 Tick the shortest time in each set.

a) 1 minute 1 second 1 hour

b) 1 week 1 month 1 day

3 Write $>$, $<$ or $=$ to compare the times.

1 day 1 week

7 days 1 week

1 month 1 week

4 Three children ran a race.

Ron



65 seconds

Kim



53 seconds

Sam



60 seconds

Complete the sentences.

- _____ was the fastest.
- _____ was the slowest.
- _____ was faster than Sam.

5 Use a stopwatch to compare how long each activity takes.

- Counting to 10
- Writing your name 3 times.
- Building a tower of 10 cubes.

Use these words and phrases.

fastest

slowest

faster than

slower than

Then



Now



Houses in London have changed a lot over time. In the old pictures you see above houses were mostly made out of stone, brick and wood. Now, there are lots of different types of houses and many more flats made out of glass, metal and plastic parts.

LO: Learn about Hope in the Story of Noah

The story of Noah is about hope. Here are twelve things people hope for.

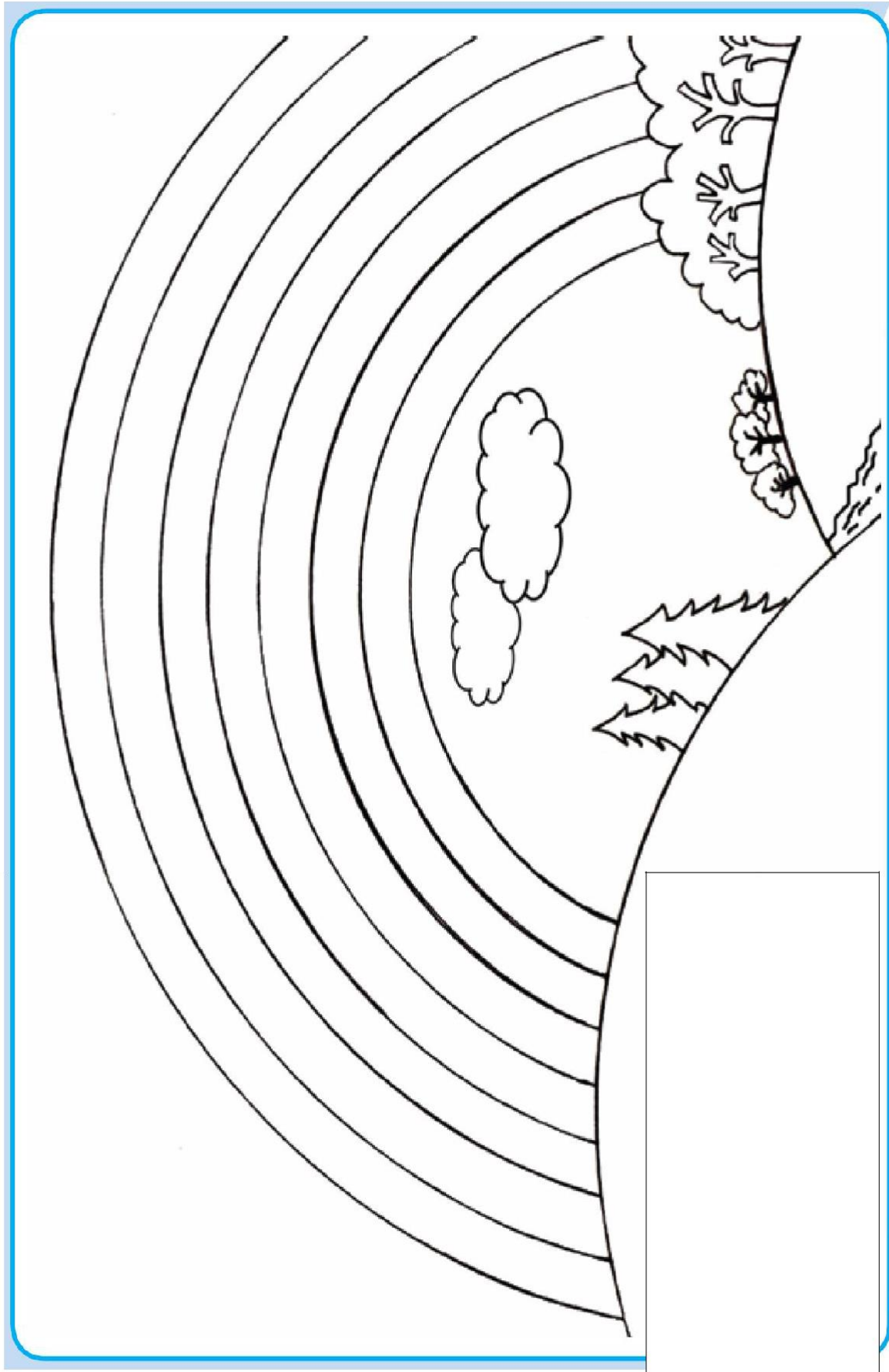
Hope

The story of Noah is about hope. Here are twelve things people hope for.

health	peace	kindness	love
family	safety	pets to love	friends
fun	donuts	holidays	fairness

Choose which of the twelve things you think are most important. Colour in the 7 boxes that have the most important things people hope for inside of them. Can you choose a good colour for each of your 7 words? Red for love? Blue for peace?

Write some of your hopes into the strips of the rainbow below.



The story of Noah and the rainbow

God was very angry. When he looked at the beautiful world he had made, he saw the bad things people were doing to it and to each other. It made him very sad.

He decided the world needed a fresh start!

He had noticed one good man and his family and he decided that he would ask him to help. The man was called Noah.

God told Noah to build a boat. A boat big enough to take his family, and two each of all the different animals and birds in the world. What an enormous boat it must have been!

No sooner had Noah finished building this enormous boat, and gathering in all the different birds and animals, than the rain started. It poured and poured - day and night. The floods rose until no land could be seen. A great sea spread over the whole world.

The boat floated for days and weeks and months . . . until one day it stopped. It had found some land at last. The flood was beginning to go down.

Noah sent out a dove carrying their hopes for a fresh new earth! When she returned with an olive leaf, Noah felt hope rise in his heart. He sent her out again. This time she didn't return. He knew that at last she had found a new home and he thanked God.

In the clear blue sky a beautiful rainbow shone. Seven stripes of liquid light poured down. Noah saw this as a sign that never again would God destroy the earth. Noah's heart was filled with joy and thankfulness.



