












Reception Class Home Learning - Week Beginning: 07/12/20

	Monday	Tuesday	Wednesday	Thursday	Friday
Session 1: Alphabet Code	<p><i>/ch/</i></p> <p>Follow the lesson called, 'Alphabet Code Lesson 6' on the school website: https://www.ccht.rbkc.sch.uk/learning-at-home/reception-learning/</p> <p>Resources:</p> <ul style="list-style-type: none"> * A pencil * A copy of the 'ch' handwriting sheet (see below) * A copy of the sound lines sheet (see below) You could use a white board and a pen if you have one * Follow up activity (see below) 	<p><i>/sh/</i></p> <p>Follow the lesson called, 'Alphabet Code Lesson 7' on the school website: https://www.ccht.rbkc.sch.uk/learning-at-home/reception-learning/</p> <p>Resources:</p> <ul style="list-style-type: none"> * A pencil * A copy of the 'sh' handwriting sheet (see below) * A copy of the sound lines sheet (see below) You could use a white board and a pen if you have one * Follow up activity (see below) 	<p><i>Back at school</i></p> 		
Session 2: Maths	<p><u>Repeating Patterns</u></p> <p>Follow the lesson called, 'Maths Lesson 1' on the school website: https://www.ccht.rbkc.sch.uk/learning-at-home/reception-learning/</p> <p>Resources:</p> <ul style="list-style-type: none"> • A pencil • Colouring pencils • A copy of the sheet labelled Maths Lesson Day 1. See below 	<p><u>2D and 3D Shape Sorting</u></p> <p>Follow the lesson called, 'Maths Lesson 2' on the school website: https://www.ccht.rbkc.sch.uk/learning-at-home/reception-learning/</p> <p>Resources:</p> <ul style="list-style-type: none"> • Scissors • Glue stick • A copy of the sheet labelled Maths Lesson Day 2. See below 	<p><i>Back at school</i></p> 		
Session 3: Story	<p>At 2.15 each day on zoom - if you are able to join, then please use the invitation sent to you by Mrs Hawkins</p>		<p>A printed pack can be collected from school on Monday.</p>		

Alphabet Code Lesson 6:

Trace the code for the sound /ch/ - Remember to start every letter from the bottom












Alphabet Code Lesson 6:

Sound Lines















Follow up activity for 'ch' - ONLY write the words that have the sound /ch/ in them (arch, chop, tree, rich, chip, fizz, quack, chick, cap)

 <input type="text"/> <input type="text"/>	 <input type="text"/> <input type="text"/> <input type="text"/>	 <input type="text"/> <input type="text"/> <input type="text"/>
 <input type="text"/> <input type="text"/> <input type="text"/>	 <input type="text"/> <input type="text"/> <input type="text"/>	 <input type="text"/> <input type="text"/> <input type="text"/>
 <input type="text"/> <input type="text"/> <input type="text"/>	 <input type="text"/> <input type="text"/> <input type="text"/>	 <input type="text"/> <input type="text"/> <input type="text"/>

Alphabet Code Lesson 7:

Trace the code for the sound /sh/ - Remember to start every letter from the bottom





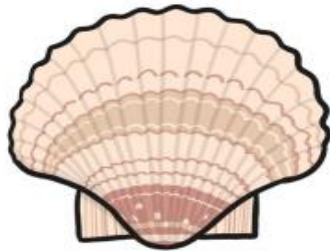


Alphabet Code Lesson 7:

Sound Lines



Follow up activity for Lesson 7. The boxes are quite small so you may ask your child to write the words on a separate piece of paper.

Can you match the words to the pictures?
Write the answers in the boxes below.



shell

chicken

chin

chip

fish

ship

a	b	c	d	e	f
g	h	i	j	k	l
m	n	o	p	r	s
t	u	v	w	x	y
z	ff	ll	ss	ck	

Tricky Words:

I	was	the	my	have
to	there			
