

Home Learning – Year 1

Week Beginning 4<sup>th</sup> January (Christ Church)





















	Monday	Tuesday	Wednesday	Thursday	Friday
Maths	<p>Follow the lesson called 'Add by counting on <b>activity</b>.</p> <p><a href="https://whiterosemaths.com/homelearning/year-1/week-2-number-addition-and-subtraction-within-20/">https://whiterosemaths.com/homelearning/year-1/week-2-number-addition-and-subtraction-within-20/</a></p>	<p>Follow the lesson called 'Add by Counting on'</p> <p><a href="https://whiterosemaths.com/homelearning/year-1/week-2-number-addition-and-subtraction-within-20/">https://whiterosemaths.com/homelearning/year-1/week-2-number-addition-and-subtraction-within-20/</a></p> <p>Follow up activity below</p>	<p>Follow the lesson called 'Add ones using number bonds'</p> <p><a href="https://whiterosemaths.com/homelearning/year-1/week-2-number-addition-and-subtraction-within-20/">https://whiterosemaths.com/homelearning/year-1/week-2-number-addition-and-subtraction-within-20/</a></p> <p>Follow up activity below</p>	<p>Follow the lesson called 'Add ones using number bonds'</p> <p><a href="https://whiterosemaths.com/homelearning/year-1/week-2-number-addition-and-subtraction-within-20/">https://whiterosemaths.com/homelearning/year-1/week-2-number-addition-and-subtraction-within-20/</a></p> <p>Follow up activity below</p>	<p>Follow the lesson called 'Find and make number bonds'</p> <p><a href="https://whiterosemaths.com/homelearning/year-1/week-2-number-addition-and-subtraction-within-20/">https://whiterosemaths.com/homelearning/year-1/week-2-number-addition-and-subtraction-within-20/</a></p> <p>Follow up activity below</p>
English	<p><b>Write a recount</b></p> <p>Make a list of 5 things you did during the Christmas break. Choose 3 of your favourite activities and write a letter to your teacher telling her all about them.</p> <p><b>Remember to include:</b></p> <ul style="list-style-type: none"> <li>Capital letters</li> <li>Full stops</li> <li>Finger spaces</li> <li>Use 'and' to extend your sentences</li> <li>Use adjectives to make your writing exciting</li> </ul>	<p>Watch Y1 English Lesson 2 on the school website:</p> <p><a href="https://www.ccht.rbkc.sch.uk/learning-at-home/year-1-learning/">https://www.ccht.rbkc.sch.uk/learning-at-home/year-1-learning/</a></p> <p>Follow up activity and supporting resources below</p>	<p>Watch Y1 English Lesson 3 on the school website:</p> <p><a href="https://www.ccht.rbkc.sch.uk/learning-at-home/year-1-learning/">https://www.ccht.rbkc.sch.uk/learning-at-home/year-1-learning/</a></p> <p>Follow up activity and supporting resources below</p>	<p>Watch Y1 English Lesson 4 on the school website:</p> <p><a href="https://www.ccht.rbkc.sch.uk/learning-at-home/year-1-learning/">https://www.ccht.rbkc.sch.uk/learning-at-home/year-1-learning/</a></p> <p>Follow up activity and supporting resources below</p>	<p>Watch Y1 English Lesson 5 on the school website:</p> <p><a href="https://www.ccht.rbkc.sch.uk/learning-at-home/year-1-learning/">https://www.ccht.rbkc.sch.uk/learning-at-home/year-1-learning/</a></p> <p>Follow up activity and supporting resources below</p>
Reading	<p>Make sure you have some quiet time for daily reading of your own book. You can choose and <a href="#">ebook here</a> – you will need to sign up for free</p> <p>Listen to story time on the school website: <a href="https://www.ccht.rbkc.sch.uk/learning-at-home/story-time/">https://www.ccht.rbkc.sch.uk/learning-at-home/story-time/</a></p>				
Other Subjects	<p><b>Geography</b></p> <p>Who uses your local park? What for? What are the 3 best things in your local park for you? What are the 3 best things for adults? Would all adults agree? Design 3 improvements to your local park. Label what they are and who they are for</p>	<p><b>Science</b></p> <p>Go on a material hunt. Can you find something that is wood, glass, fabric, plastic, paper, metal Draw and label an object made of 3 different materials? Why has each material been used? If you were building a house which material could you manage without? Why?</p>	<p><b>DT</b></p> <p>Design a house for one of your toys. Try to use as much recycled material as possible</p>	<p><b>RE</b></p> <p><b>What does it mean to be thankful?</b></p> <ul style="list-style-type: none"> <li>Watch the <a href="#">video</a> of this story of The Elephant and The Bad Baby.</li> <li>What should the Bad Baby have said when he got all the items? Christians often say thank you to God for all the wonderful things in their lives.</li> <li>Draw a picture of 5 things you are thankful for in your life.</li> </ul>	<p><b>Well-being</b></p> <p><b>Question:</b> Can I think myself happy? Does focusing on happiness make you happy? Is it possible to "think" yourself into being happy all the time by positive thinking?</p> <p><b>Activity:</b> Keep a happiness diary: Record one thing every day that made you happy. Notice how it makes you feel and behave.</p>

Monday 4<sup>th</sup> January

WT WA WP WI


Learning Objective: To write a recount

I can:	Me	Miss A
Use capital letters		
Use full stops		
Use 'and' to extend your sentences		
Use adjectives to make your writing exciting		

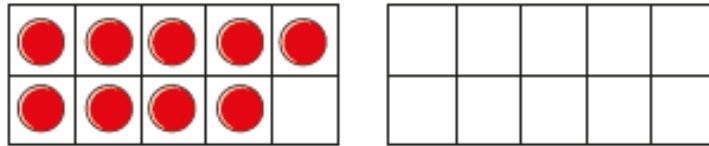
 Dear Year One,  
 I am so excited to hear all about  
 your Christmas break. What kinds of  
 activities did you get up to? I had a  
 very relaxing Christmas. I read lots  
 of interesting stories, went for some  
 long, chilly walks in the park and  
 drank delicious hot chocolate! Can  
 you send me a list of 5 things you  
 did during the Christmas break? Then,  
 choose 3 of your favourite activities  
 and write a letter to tell me all about  
 why you enjoyed them so much.  
 Remember to use some exciting  
 adjectives to make your letter even  
 more interesting!  
 Love,  
 Miss Adams  
  


## Add by counting on

- 1 There are 9 children on the bus.  
5 more children get on the bus.



How many children are on the bus now?  
Complete the ten frames and the sentences.

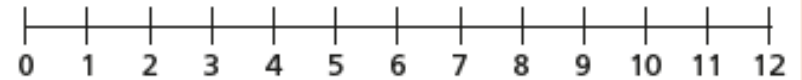


$$\square + \square = \square$$

There are  children on the bus now.



- 2 Eva has 4 coins.  
Jack gives her 7 more coins.  
How many coins does Eva have now?  
Draw on the number line and complete the sentences.

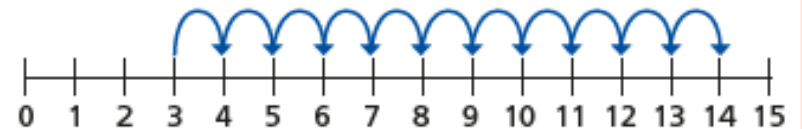


$$\square + \square = \square$$

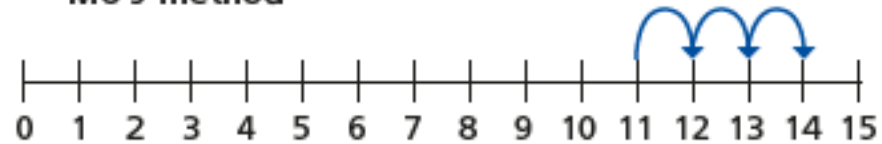
Eva has  coins now.

- 3 Ron and Mo are working out  $3 + 11$  on a number line.

Ron's method



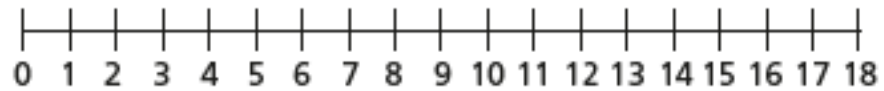
**Mo's method**



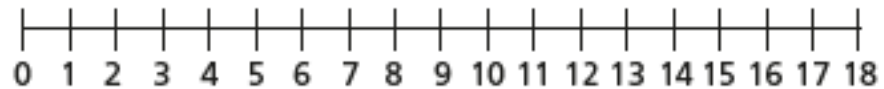
What is the same and what is different?

Use the number lines to work out the additions.

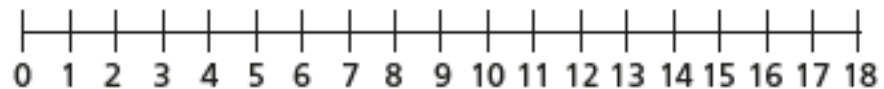
a)  $2 + 13 =$



b)  $4 + 9 =$



c)  $1 + 17 =$



Tuesday 5<sup>th</sup> January



WT WA WP WI

Learning Objective: To understand what a traditional tale is

I can:	Me	Miss A
think of traditional tales I have read.		
use 'because' to say why I like a traditional tale.		

A **fairy tale** is a story that has been told orally (**spoken aloud**) and passed on by storytellers over many years. Can you think of any traditional tales you have read already?

Look at the pictures for some ideas.



Next, write 4 sentences to share your favourite fairy tales. Remember to use **because** to explain **why** you like them. You can listen and read these stories (links below) and think about what you like about them.



Miss Adams will be looking out for **star writers!**



Remember to:

- Write neatly on the line
- Leave lovely finger spaces
- Use capital letters at the start of your sentences, for 'I' and for the names of characters
- Use full stops at the end of your sentences

Goldilocks and the Three Bears: <https://youtu.be/Rm3JsewQIWw>

Little Red Riding Hood: [https://youtu.be/r\\_akuIFFpws](https://youtu.be/r_akuIFFpws)

Jack and the Beanstalk: <https://youtu.be/rt744C5VRIQ>

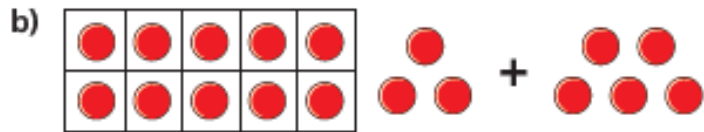
The Gingerbread Man: <https://youtu.be/H0uV6nWxO-w>

## Add ones using number bonds

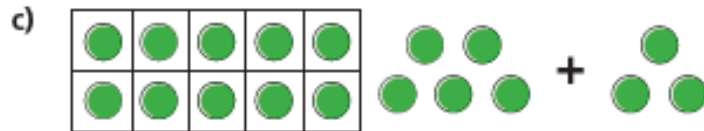
1 Complete the additions.



$$3 + 5 = \square$$

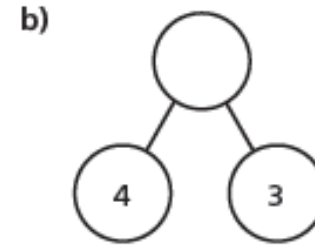
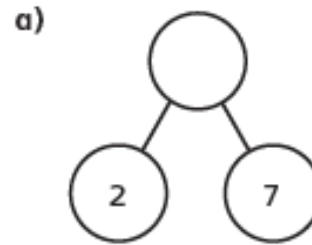


$$13 + 5 = \square$$



$$15 + 3 = \square$$

2 Complete the part-whole models.



3 Complete the additions.

a)  $12 + 7 = \square$

b)  $13 + 4 = \square$

$17 + 2 = \square$

$14 + 3 = \square$

$7 + 12 = \square$

$4 + 13 = \square$

$2 + 17 = \square$

$3 + 14 = \square$

Wednesday 6<sup>th</sup> January

WT WA WP WI

Learning Objective: To use role play to explore the story

I can:	Me	Miss A
Retell the story in your own words		
Show the feelings of the character using role play		

Have a watch of the video and listen to the story of 'The Enormous Turnip'.


First, **retell** the story of 'The Enormous Turnip' to someone at home.

Can you include some **time conjunctions** to help move the action of the story forward?

First	Next	Then
After that	After a while	Finally

**Then, choose one of the characters from the story to role play and show how that character is feeling.**

If there are willing participants at home, then they can play the other characters of the farmer, farmer's wife or the animals. You can then record a video of your roleplay or retelling of the story and upload on Class Dojo.



Lastly, what can we learn from the story? How did the characters manage to pull the turnip out in the end?



**4** Tick the additions that make 16

$14 + 2$

$15 + 2$

$10 + 6$

$1 + 16$

$3 + 13$

$12 + 5$

$11 + 5$

$1 + 15$

**5** Complete the additions.

$\square + 5 = 9$

$\square + 2 = 9$

$8 + \square = 9$

$6 + \square = 9$

**6** Complete the additions.

$\square + 5 = 19$

$\square + 2 = 19$

$18 + \square = 19$

$16 + \square = 19$

Thursday 7<sup>th</sup> January

WT WA WP WI

Learning Objective: To write a letter

I can:	Me	Miss A
use and to join two ideas.		
have a go at using but, because & so to join two ideas		
use a letter layout		

Today we are going to choose one animal from the story to write a letter to. We are writing a letter to ask for their help.

Think about:

1. What is the problem we need help with?
2. Who are we going to write to?

Remember to start your letter with 'Dear' and write your name at the end of the letter to say who the letter is 'From'.

Have a try at using **but**, **because** and **so** to join two ideas together. These joining words will help us to explain **why** we need help and **why** we think the animal would be a good helper.

Below is an example of a letter asking for mouse to help.

*Dear* Mouse,

I am writing to ask for your help. There is a massive, purple turnip in the garden and the farmer can't pull it out. The little, old farmer has tried to pull it out but it will not budge! The farmer's wife can't pull it out because she is small and tired. I think that you would be fantastic because you are determined and helpful. The farmer wants to eat the turnip tonight so can you please come quickly?


*From,*



Miss Adams


## Find and make number bonds





1 Complete the additions to match the ten frames.

a)   $\square + \square = \square$

  
  $\square + \square = \square$

b)   $\square + \square = \square$

  
  $\square + \square = \square$

c) What do you notice?



2 Complete the number bonds.

a)  $4 + 6 = \square$

$4 + 16 = \square$

c)  $10 = \square + 1$

$20 = \square + 1$



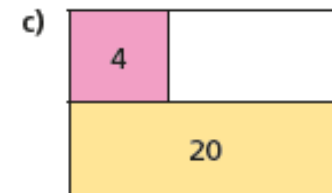
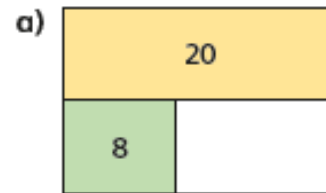
b)  $5 + 5 = \square$

$5 + 15 = \square$

d)  $10 = 3 + \square$

$20 = \square + 13$

3 Complete the bar models.



4 Colour all the number bonds to 20

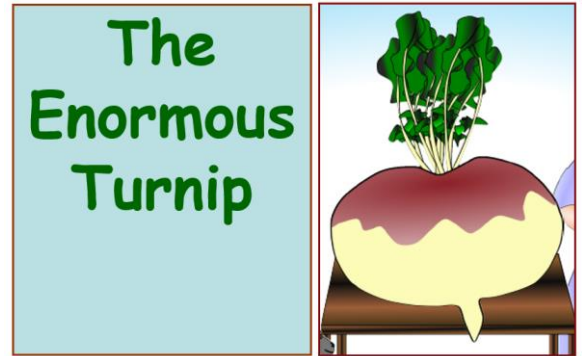

$14 + 3$	$17 + 3$	$2 + 18$	$0 + 20$	$3 + 16$	$9 + 11$	$17 + 3$	$18 + 2$	$2 + 0$
$18 + 1$	$3 + 7$	$12 + 7$	$5 + 15$	$4 + 8$	$1 + 19$	$13 + 5$	$20 + 0$	$1 + 15$
$11 + 8$	$11 + 9$	$19 + 1$	$3 + 17$	$10 + 0$	$13 + 7$	$16 + 2$	$8 + 12$	$5 + 5$
$5 + 6$	$4 + 16$	$19 + 0$	$10 + 1$	$2 + 0$	$14 + 6$	$17 + 1$	$11 + 9$	$11 + 8$
$12 + 5$	$12 + 8$	$18 + 2$	$15 + 5$	$4 + 15$	$16 + 4$	$10 + 10$	$15 + 5$	$13 + 3$

Make your own puzzle like this.


Learning Objective: To compare stories

I can:	Me	Miss A
Say what is the same		
Say what is different		

There are different versions of the story 'The Enormous Turnip'. Have a listen to these two different versions of the story.



Now **compare** the two stories; can you notice what is the same and what is different about the stories?

What is the **same** and what is **different** in the story of 'The Enormous Turnip'?

- Are the settings different? Or are they the same?
- Are different characters used?
- Are the words different?
- Are the titles the same or different?
- What about the events in the story?
- Do the events take place in the same order (sequence) in the story?

You can use these sentence starters:

The stories are the same because \_\_\_\_\_

The stories are different because \_\_\_\_\_



Remember to use our star writer tools!



- Capital letters at the start of your sentences and for the names of the characters
- Full stops at the ends of your sentences
- Joining words (and, because, so) to join two sentences together
- Can you use **because** to explain why the stories are the same or different from each other

